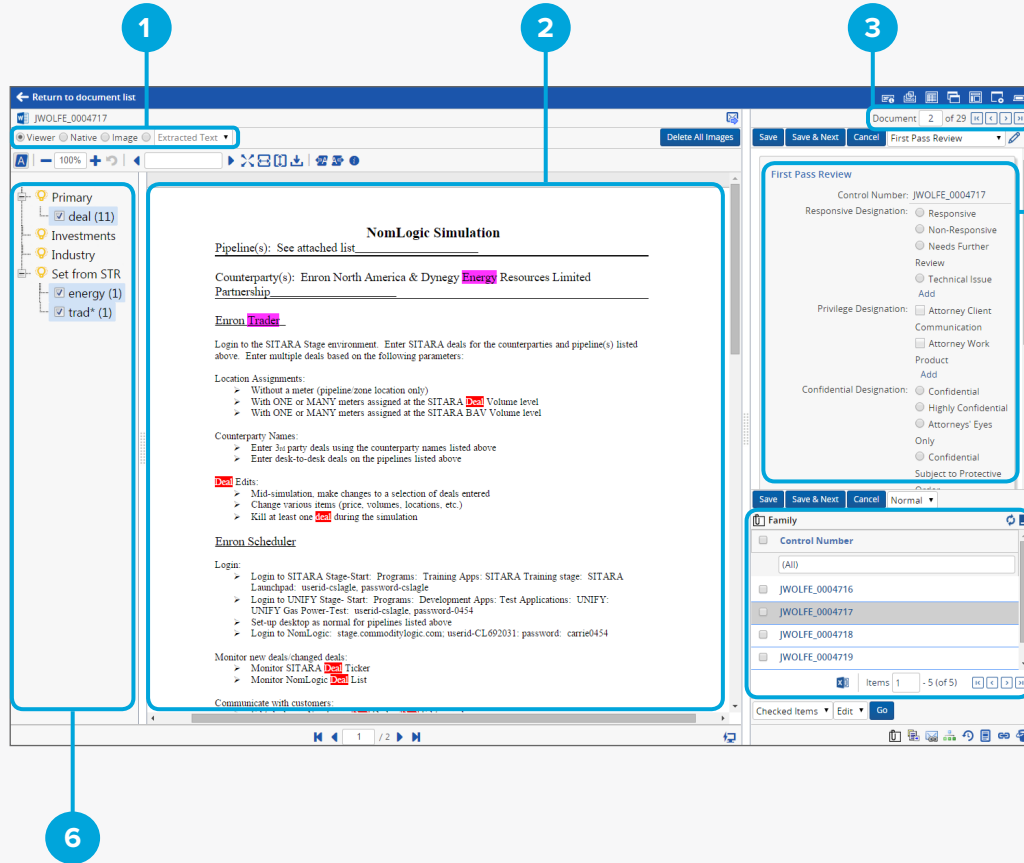




Core Reviewer Interface



Core Reviewer Interface Areas

1	Document View Selector	Select which form of the current document you would like to display in the viewer
2	Viewer	Displays the current document in the selected form
3	Navigation Bar	Browse through documents
4	Layouts	Customizable coding forms for viewing and editing a document's fields
5	Related Items Pane	Identify and act on documents related to the active document
6	Persistent Highlight Sets	See the number of and jump to key terms

Core Reviewer Interface Toggle Options

	Displays the keyboard shortcuts legend
	Enables and disables keyboard shortcuts
	Shows/Hides the document list from the Core Reviewer Interface
	Docks/Undocks the viewer from the Core Reviewer Interface
	Flips the Viewer from the left side of the window to the right (or vice-versa)
	Pops out a static standalone version of the Viewer
	Shows/Hides tab strip

Native File Viewer Options

	Persistent Highlight Sets
	Zoom out / Zoom in
	Reset to default zoom
	Locate terms in the viewer
	Fit actual / Fit width / Fit page
	Save document as a PDF
	Go to previous highlight / Go to next highlight
	Display viewer version information
	Paging control for documents with multiple versions
	Bandwidth Tester to test latency and download speed

Transcript Viewing Options (for transcripts only)

	Shows/Hides transcript word index
	Shows/Hides right-click tag list on transcripts

Image Viewer

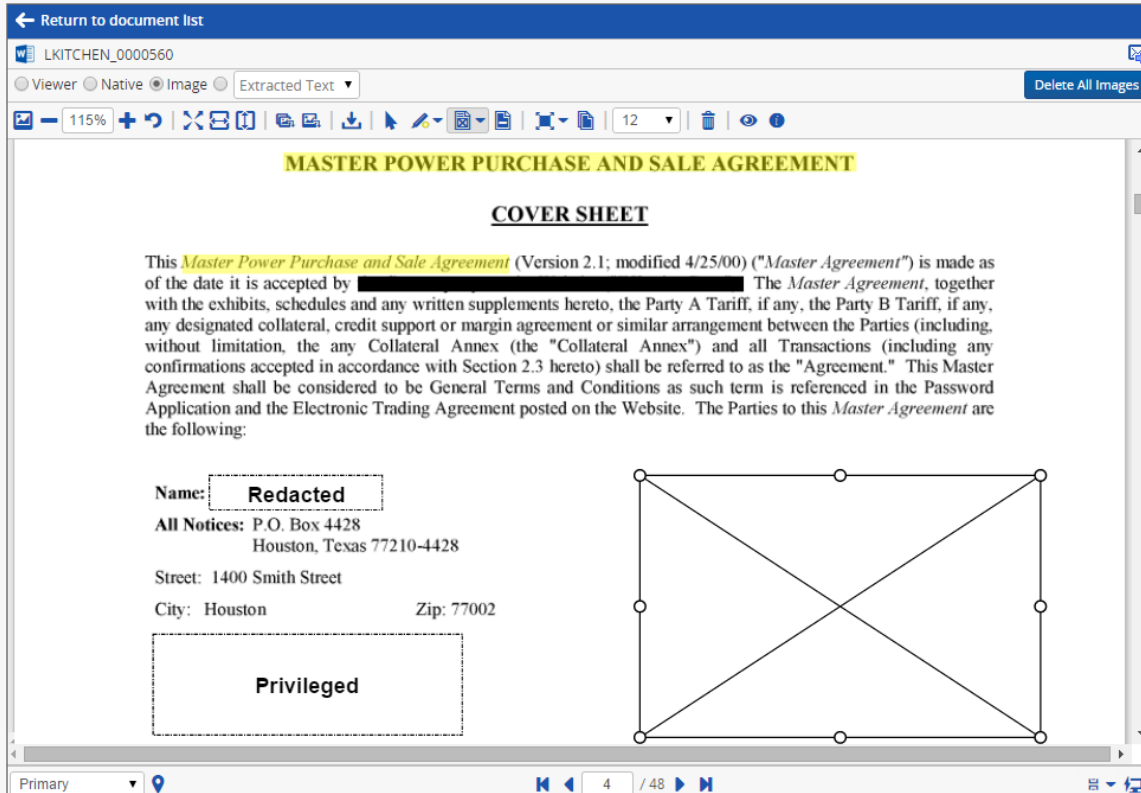

























Image Viewer Options

	Show/Hide document page thumbnails
	Zoom out / Zoom in
	Fit actual / Fit width / Fit height
	Reset to default zoom
	Rotate all pages, rotate current page 90 degrees clockwise
	Save document as a PDF with normal or transparent redactions and highlights with the option to include a slip sheet
	Select within a document
	Highlight within an image
	Apply a solid black redaction
	Apply a cross redaction
	Apply a text redaction
	Apply a white, bordless redaction
	Apply an inverse redaction
	Apply a full-page redaction in black, white, or with text or a cross
	Apply a redaction to multiple pages
	Change the font size of a text redaction
	Delete one or multiple redactions
	Markup visibility: solid, transparent, or hidden
	Display viewer version information
	Markup set drop-down menu and navigation
	Paging control for documents with multiple pages
	Document layout mode selection
	Bandwidth Tester to test latency and download speed